



# 1207

## GELLED BASEBOARD STRIPPER

A heavy-duty cleaner and stripper for build-up on baseboards, in corners and other hard to reach areas. Clinging gel provides hang time and extra penetration power to lift off even the heaviest accumulations without damaging the original surface or finish. Inverted valve allows for convenient application with maximum economies.

### FORMULA FEATURES

- ▶ Removes soils, oxidized polymers and wax build-up quickly and easily.
- ▶ Gel clings to vertical surfaces providing extra penetrating power.
- ▶ Inverted valve for fingertip control
- ▶ Non-Flammable per CPSC flame extension test as described in 16 CFR 1500.45.
- ▶ Cleans hard-to-reach areas that floor machines cannot reach.

### APPLICATIONS \*READY TO USE

- ▶ For effective removal of floor finish from baseboards, corners, steps and other hard to reach areas.

### AREAS OF UTILIZATION

- ▶ Offices
- ▶ Nursing Homes
- ▶ Halls
- ▶ Institutions
- ▶ Contract Cleaners
- ▶ Kitchens
- ▶ Bathrooms
- ▶ Public Areas
- ▶ Municipalities

### OTHER FINE FLOOR CLEANER/STRIPPER FORMULAS

- ▶ HUSKY 700 Multi-Purpose Synthetic Detergent Complex
- ▶ HUSKY 701 Economy Multi-Purpose Synthetic Detergent Complex
- ▶ HUSKY 702 No Rinse Damp Mop Cleaner
- ▶ HUSKY 703 Low Suds Automatic Scrubber Floor Cleaner
- ▶ HUSKY 704 Rinse Free Floor Stripper
- ▶ HUSKY 705 Extra Heavy-Duty Stripper
- ▶ HUSKY 706 Butyl Free Low Odor UHS Floor Stripper
- ▶ HUSKY 707 Super Charged Rinse Free Stripper
- ▶ HUSKY 710 Color Indicated Floor Neutralizer
- ▶ HUSKY 725 Water Based Dust Mop Treatment

### OTHER LIQUID/AEROSOL FORMULA CATEGORIES


- ▶ Restroom Care
- ▶ Odor Control
- ▶ Industrial Care
- ▶ Specialty Products
- ▶ Skin Care
- ▶ Health Care
- ▶ Carpet Care

CANBERRA CORPORATION ▶ 3610 N. Holland-Sylvania Rd. ▶ Toledo, Ohio 43615  
(419) 841-6616 ▶ fax: (419) 841-7597 ▶ Visit Our Website: [www.canberracorp.com](http://www.canberracorp.com)

# 1207 GELLED BASEBOARD STRIPPER

## DIRECTIONS

## PRODUCT DATA

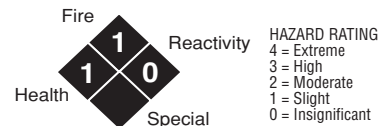
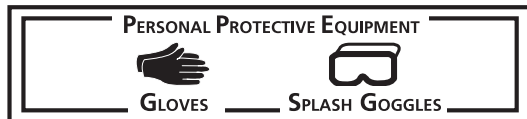


1. Shake well before using.
2. Test the product on a small inconspicuous area of the surface to be cleaned to make sure there is no adverse attack. Do not spray on painted or varnished surfaces. Wipe off any overspray immediately.



3. Turn can upside down and hold 6-10 inches from baseboard or surface to be sprayed. A thin even coating should cover the wax and soil.
4. Wait 3 to 5 minutes. Longer in case of substantial build-up. Wet scrub the surface with an abrasive pad or scrub brush. Repeat until entire surface is clean.
5. Rinse surface with clean water and allow area to dry thoroughly before re-finishing.

USDA	C1 Equivalent
Can Size:	20 oz. Aerosol
Net Weight:	19 oz.
Color:	Pale Beige Opaque Suspension
Fragrance:	Pine
pH:	11.5
Propellant:	Hydrocarbon
Spray Pattern:	Misty Solid Cone
Flammability:	Non-Flammable as per CPSC Flame Extension Test as described in 16 CFR 1500.45.



### SECTION I - PRODUCT IDENTIFICATION

See reverse side for product identification.

### SECTION II - HAZARDOUS INGREDIENTS/IDENTITY INFORMATION

Hazardous components	CAS#s	OSHA PEL	ACGIH TLV	Other Limits	%(Optional)
*2-Butoxyethanol	111-76-2	25 ppm	25 ppm	N/A	23.0
Tetrasodium EDTA	64-02-8	ND	ND		0.5-1.0
Organic Phosphate Ester	00051811-79-1	NE	1 mg/m3	400 mg/kg	1.0-3.0
Liquified Petroleum Gas	68476-85-7	1000	1000		5-10

\*This chemical is subject to the reporting requirements for section 313 of title III of the superfund amendments and reauthorization act of 1986 and 40 CFR part 372.

### SECTION III - PHYSICAL AND CHEMICAL CHARACTERISTICS

Boiling Point	NA	Specific Gravity (H <sub>2</sub> O=1)	<1
Vapor Pressure (mm Hg.)	115+/-5@130°F	Percent Volatile By Weight (%)	<1
pH (conc.)	11.5	Evaporation Rate (H <sub>2</sub> O=1)	<1
Solubility in Water	Slight		
Appearance and Odor	Semi Stable, Pale Beige Foaming Spray/Pine Fragrance		

### SECTION IV - FIRE AND EXPLOSION HAZARD DATA

Flash Point (Method Used): N/E Flammable Limits: LEL: 1.8 UEL: 9.2  
 Extinguishing Media: Carbon dioxide, Foam or media suitable for surrounding fire  
 Special Fire Fighting Procedures: Containers should be cooled with water to prevent vapor pressure build up. Use equipment or shielding, as required, to protect personnel from bursting, rupturing or venting containers.  
 Unusual Fire and Explosion Hazards: At elevated temp. (over 54C-130°F) containers exposed to direct flame or heat contact should be cooled w/water to prevent weakening of container structure.

### SECTION V - PHYSICAL HAZARDS

Stability  Unstable  Stable  
 Incompatibility (Materials to Avoid): Strong oxidizing materials, reactive metals, heat & open flame.  
 Hazardous Decomposition Products or By-products: Carbon dioxide, carbon monoxide & additional toxic chemicals may be formed in small amounts.  
 Hazardous Polymerization  May Occur  Will Not Occur  
 Conditions to Avoid: Do not store above 54C-130F. Keep away from heat, direct sunlight, open flames or sparks. Dropping of container may cause bursting.

N/A (Not applicable / Not available)  
 N/E (Not Established)

111510

### SECTION VI - HEALTH HAZARDS

Route(s) of Entry: Inhalation? X Eyes? X Skin? X Ingestion? X  
 Health Hazards (1. Acute and 2. Chronic) 1. Acute: Harmful if swallowed. Eye and skin irritant. May cause permanent damage to skin or eyes. 2. Chronic: None Known  
 Chemical Listed as Carcinogen or Potential Carcinogen:  
 National Toxicology Program:  No  
 I.A.R.C. Monographs:  No  
 OSHA:  No

Signs and Symptoms of Exposure: Respiratory irritation. High concentrations may produce headache, dizziness & nausea. Prolonged or repeated skin contact may lead to drying, irritation & dermatitis. Possible skin absorption. Eye contact may cause burning & irritation. This product contains 2-Butoxyethanol, which if ingested in significant quantities may result in red blood cell hemolysis.

Medical Conditions Generally Aggravated by Exposure: May aggravate skin disorders or respiratory ailments.

Emergency and First Aid Procedures: Eye Contact: Flush immediately with water for 15 minutes. Get medical attention. Skin Contact: Flush with water for 15 minutes. Remove and wash contaminated clothing. Ingestion: Rinse mouth with water. Then drink 1-2 glasses of water. Induce vomiting. Vomiting should be induced only under supervision of medical personnel. Never give anything by mouth to an unconscious person. Get immediate medical attention. Inhalation: Move to fresh air. Get medical attention.

### SECTION VII - PRECAUTIONS FOR SAFE HANDLING AND USE

Steps To Be Taken In Case Material Is Released Or Spilled: Remove all sources of ignition and ventilate area. Soak up spill with an inert absorbent and place into a designated disposal container. Consult local regulatory agency for proper disposition of material.  
 Waste Disposal Method: Do not puncture or incinerate containers. When contents are depleted continue to depress button until all gas is expelled. Dispose of in accordance with local, state and federal regulations.  
 Precautions To Be Taken In Handling And Storing: Avoid breathing vapor. Keep away from heat and flame. Use with adequate ventilation. Do not puncture or incinerate containers. Do not expose to direct sunlight or store at temp. above 130°F (54C).  
 Other Precautions: Use only according to label directions. If unsure about safe use, contact your supervisor immediately. Store as level 1 Aerosol (NFPA 30B)

### SECTION VIII - CONTROL MEASURES

Respiratory Protection (Specify Type): None required if good ventilation is maintained. If exposure exceeds occupational exposure limits (Sec. II), use a NIOSH approved respirator to prevent overexposure.  
 Ventilation: Local Exhaust: As Necessary Mechanical (General): Adequate Special: N/A  
 Other: N/A Protection Gloves: Chemical Resistant gloves Eye Protection: Chemical safety glasses are recommended.  
 Other Protective Clothing Or Equipment: Wear impervious clothing to prevent skin contact.  
 Work/Hygiene Practices: Ensure strict sanitary conditions are conformed to when working around chemicals. Protective clothing & equipment should be in accordance with 29 CFR 1910.132 and CFR 1910.133.